

SERIES 683

TWO LAMP

3" NARROW



Application

- Cove Lighting
- Store Fixture
- Signage
- Display

Finishes Available

- White pre-painted steel
- White pre-painted aluminum (WPA)

Diffuser

- None

Optional Features

Custom modifications in the physical specification and color are available for this fixture.

Lamping Options

T12	T8	T5	T5 HO
-	(2) 17W	(2) 14W	(2) 24W
-	(2) 25W	(2) 21W	(2) 39W
-	(2) 32W	(2) 28W	(2) 54W
-	(4) 25W (T)	(4) 21W (T)	(4) 39W (T)
-	(4) 32W (T)	(4) 28W (T)	(4) 54W (T)

(T) Tandem

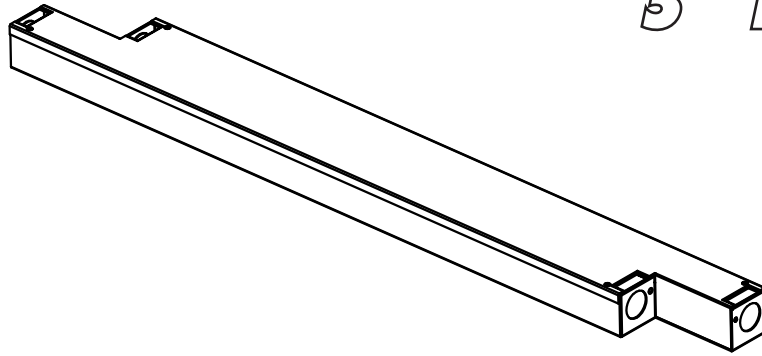
Packaging	14W	17W	21W	24W	25W	28W	32W	39W
Bodies	10	10	10	10	10	10	10	10
	54W	4/21W	4/25W	4/28W	4/32W	4/39W	4/54W	
Bodies	10	10	10	10	10	10	10	



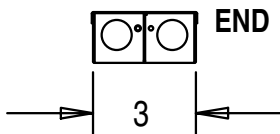
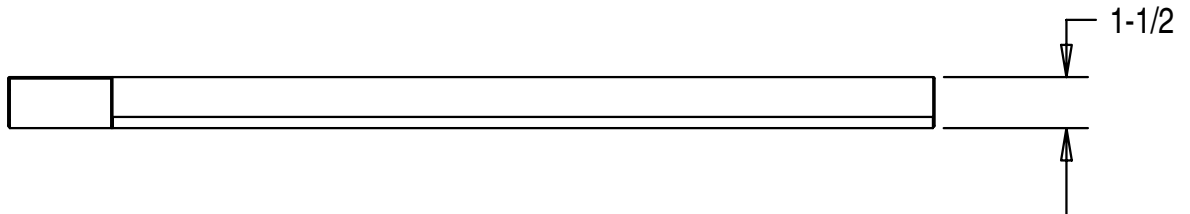
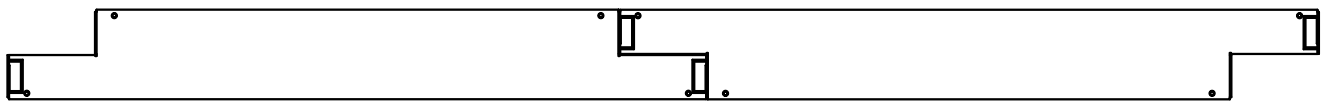
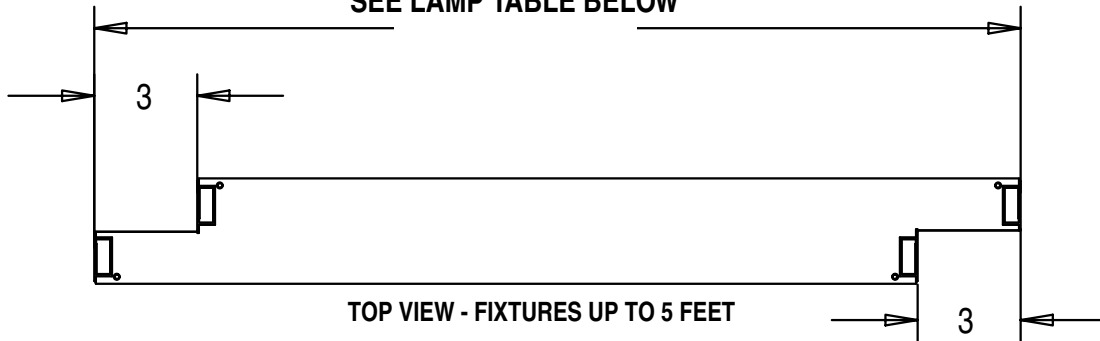
SERIES 683

TWO LAMP

3" NARROW



SEE LAMP TABLE BELOW



T5	
SIZE	LENGTH
(2) 14W	25-7/16
(2) 21W	37-9/32
(2) 28W	49-1/16
(2) 35W*	61
(4) 21W (T)	71-9/16
(4) 28W (T)	95-1/8

T8	
SIZE	LENGTH
(2) 17W	27
(2) 25W	39
(2) 32W	51
(2) 40W*	63
(4) 25W (T)	75
(4) 32W (T)	99

* AVAILABLE AS SPECIAL ORDER

REV 7-29-09

